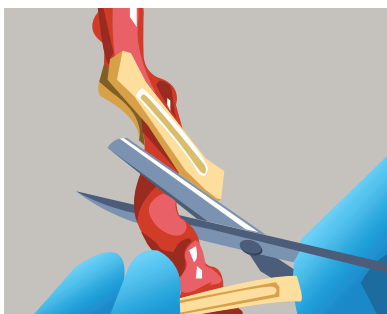
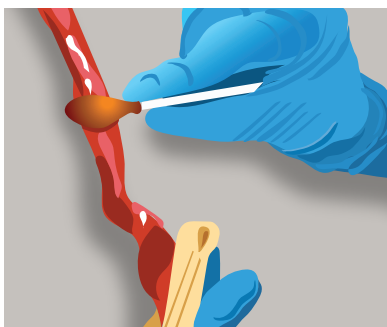


Quick guide to **collecting cord blood** for public donation

To collect high-quality cord blood units that are free of contamination and rich in total nucleated cell count, remember these tips:



- Clamp cord as **close to the baby** as medically appropriate

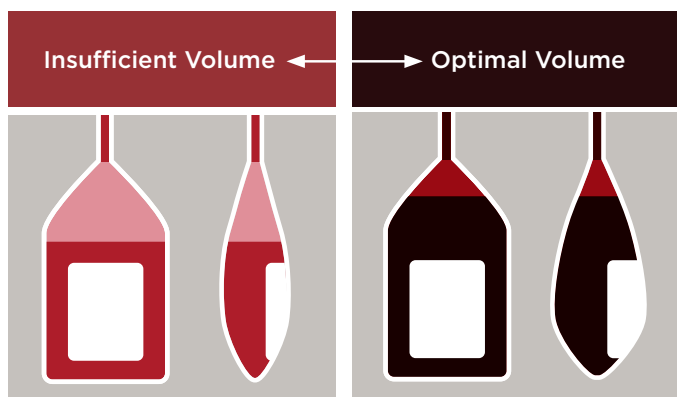


- To **prevent contamination**, dry the cord and use the provided prep device
- Use the **smallest** cord and/or cord blood **sample necessary** for hospital testing to allow maximum cord blood collection
- **Minimize manipulation** of cord and placenta

VOLUME IS **VITAL**

Optimal volume is critical for a successful transplant

The **darker** the color, the **higher volume** the collection



- **Allow enough time** for the cord to blanch and use gravity to empty the placenta
- **Verify labeling** and **complete, sign and date** all required forms
- **Gently rock the collection bag** for proper mixing of the cord blood and anticoagulant